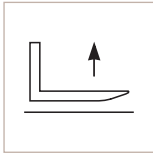
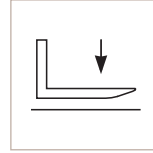


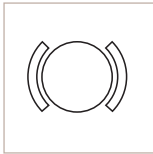
Standard Symbols



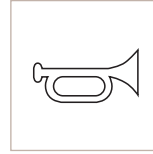
Symbol A
ISO/IEC 1184
Fork-Raise




Symbol B
ISO/IEC 1183
Fork-Lower




Symbol C
ISO/IEC 1399
Brake



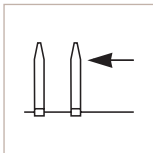
Symbol D
ISO/IEC 0244
Horn



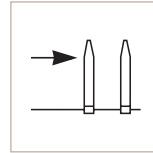
Symbol E
Fast



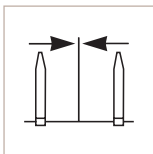
Symbol F
Slow



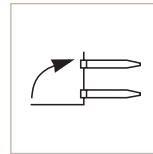
Symbol G
ISO/IEC 1190
Sideshift-Left



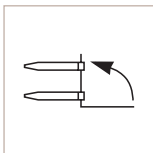
Symbol H
ISO/IEC 1189
Sideshift-Right



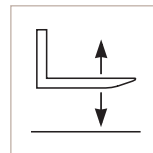
Symbol I
ISO/IEC 2398
Sideshift-Centralize



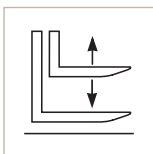
Symbol J
ISO/IEC 1194
Swing-CW (Clockwise)



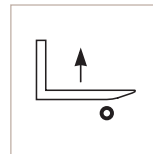
Symbol K
ISO/IEC 1193
Swing-CCW
(Counter-clockwise)



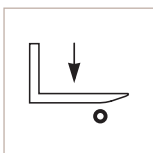
Symbol L
Fork Lift 1
Raise/Lower



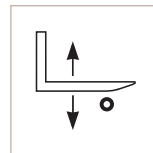
Symbol M
Fork Lift 2
Raise/Lower



Symbol N
Initial Lift Raise




Symbol P
Initial Lift Lower



Symbol Q
Initial Lift Raise/Lower

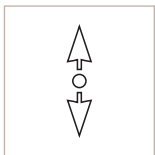
Standard Symbols



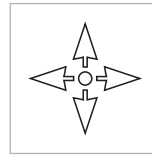
Symbol R
ON/OFF
(as symbol)



Symbol S
ON/OFF
(as text)



Symbol T
ISO/IEC 1436
Working Direction 1




Symbol U
ISO/IEC 1703
Working Direction 2



Push Buttons, Switches and Rocker Switches



Analogue Switch



Slow



Horn

The symbols are labelled by a laser and consequently resistant against environmental influences. We can use the laser on every push button, switch or rocker switch. Of course we are able to use your symbols in .dxf format.